



A stack of white papers, slightly blurred, set against a light blue background.A blurred image of a clock face, showing numbers and hands, set against a light purple background.

Village Charter Academy

A stack of white papers, slightly blurred, set against a light green background.A clear image of a yellow clock face with black numbers and hands, set against a yellow background.


School Budget
2015-2016



Revenue



Projected Enrollment: 225



ADA: 97% (218.3)



Demographic Information:

(Estimate 2015-2016)

Free Lunch: 70%

ELL: 40%



Sources of School District Income

- **General Block Grant: \$1,440,232**
 - Charter School General Purpose - State Aid: \$893,279 (\$6,599 per ADA)
 - Education Protection Account: \$208,295
 - Charter Schools in Lieu of Property Taxes: \$338,659



Sources of School District Income

- Federal Revenue: \$309,986
 - Special Education: \$23,965
 - Child Nutrition Program: \$88,389
 - Title 1: \$47,632
 - PCSGP Implementation Grant: \$150,000



Sources of School District Income

- Other State Revenue: \$268,439
 - Special Education: \$109,491
 - Child Nutrition (State): \$5,876
 - School Facilities: \$147,834
 - Mandated Costs Reimbursements: \$5,238



Sources of School Building Level Income

- Local Revenue: \$10,733
 - Food Service Sales: \$10,733
- Fundraising/ Grants: \$5,216



Expenditures

- Compensation and Benefits
\$1,002,203
 - Books and Supplies \$244,877
 - Services and Other Operating
Expenditures \$650,778
- Total Expenses \$1,897,859**



Compensation and Benefits

- **Certificated Employees**
\$679,813
- **Classified Employees**
\$133,122
- **Employee Benefits** **\$189,268**



Books and Supplies

- **Approved Textbooks & Core Curricula Materials \$17,000**
- **Books & Other Reference Materials \$5,000**
- **Materials & Supplies \$35,863**
- **Noncapitalized Equipment \$70,535**
- **Food \$116,480**
- **Total: Books and Supplies \$244,877**



Services and Other Operating Expenditures

- **Travel & Conferences** \$12,000
 - **Dues & Memberships** \$2,678
 - **Insurance** \$18,519
 - **Operations & Housekeeping** \$28,737
 - **Rentals, Leases, & Repairs** \$207,409
 - **Other Services & Operating Expenses** \$371,238
 - **Communications** \$10,197
- TOTAL - Services & Other Operating Exp. \$650,778**



Summary

Total Revenue: **\$2,034,606**

Total Expenditures: **\$1,897,859**

Ending Fund Balance: **\$136,747**
(including Depreciation)



*Ending Fund Balance as a % of
Expenses: **11%***

